



深圳市蓝宝安科电子有限公司

Shenzhen LanbaoAnke Electronics Co.,Ltd.

# 承认书

## APPROVAL SHEET

编号 NO.	LB-PTC-01
版次 Ver.	A/2

<b>客户</b> Customer	
-----------------------	--

<b>品名</b> Product	自恢复保险丝
<b>系列</b> Series	1206L

料号Part No.	规格描述Specification	备注Remark
蓝宝 LB fuse		
客 户 Customer		

供应商-蓝宝 Supplier-LB fuse		零件承认章 Approval Signet	客户 Customer	零件承认章 Approval Signet
制作 Make				
审查 Check				
批准 Approval				

联络Contact			
业务Sales	电话Telephone	手机Cellphone	邮箱E-mail
			lanbaofuse@163.com

零件承认后敬请回签一份给我司留存。


## History of Change变更记录

NO.	日期 Date	描述 Description	版次 Edition	修改 modified by	审核 Checked by
1	2022.09.18	新制订	A/1		
2	2023.04.03	更改为新封面	A/2		
3					
4					
5					
6					
7					
8					
9					
10					
11					

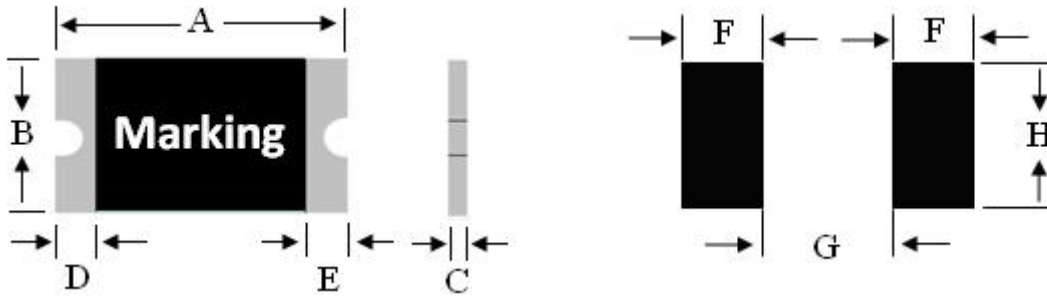
# PPTC of LB-nSMD (L) Series Surface-mount Devices

## Features:

- ✧ RoHS Compliant & Halogen Free
- ✧ Faster tripping, 1206 Dimension, Surface mountable, Solid state
- ✧ Operating Current: 1.5A~7.5A, @25°C
- ✧ Maximum Voltage: 6V/12V
- ✧ Operating Temperature: -40°C~ 85°C
- ✧ Certification: UL, ROHS



## Product Dimensions (mm)



Model	Marking	A		B		C		D	E
		Min	Max	Min	Max	Min	Max	Min	Min
LB-nSMD150L	JC	3.00	3.50	1.50	1.80	0.30	0.70	0.15	0.10
LB-nSMD150L-12	JC	3.00	3.50	1.50	1.80	0.30	0.70	0.15	0.10
LB-nSMD175L	JD	3.00	3.50	1.50	1.80	0.30	0.70	0.15	0.10
LB-nSMD175L-1	JD	3.00	3.50	1.50	1.80	0.30	0.70	0.15	0.10
LB-nSMD200L	JD	3.00	3.50	1.50	1.80	0.30	0.70	0.15	0.10
LB-nSMD200L-12	JD	3.00	3.50	1.50	1.80	0.30	0.70	0.15	0.10
LB-nSMD260L	JL	3.00	3.50	1.50	1.80	0.40	1.00	0.15	0.10
LB-nSMD260L-12	JL	3.00	3.50	1.50	1.80	0.40	1.00	0.15	0.10
LB-nSMD300L	JL	3.00	3.50	1.50	1.80	0.40	1.20	0.15	0.10
LB-nSMD300L-12	JL	3.00	3.50	1.50	1.80	0.40	1.20	0.15	0.10
LB-nSMD350L	JL	3.00	3.50	1.50	1.80	0.40	1.20	0.15	0.10
LB-nSMD350L-12	JL	3.00	3.50	1.50	1.80	0.40	1.20	0.15	0.10

ShenZhen lanbao Anke Electronics Co.,Ltd

Add: Building A1,jianyuan Park,Xixiang Hangcheng Industrial Zone, Bao'anDistrict,Shenzhen ,

TEL: 0755-27505760

FAX: 0755-27505750

Web Site: www.lanbaofuse.cn

E-mail:fae@lanbaofuse.cn

*Specifications are subject to change without notice !*

Model	Marking	A		B		C		D	E
		Min	Max	Min	Max	Min	Max	Min	Min
LB-nSMD380L	JR	3.00	3.50	1.50	1.80	0.40	1.20	0.15	0.10
LB-nSMD380L-12	JR	3.00	3.50	1.50	1.80	0.40	1.20	0.15	0.10
LB-nSMD400L	JR	3.00	3.50	1.50	1.80	0.50	1.20	0.15	0.10
LB-nSMD400L-12	JR	3.00	3.50	1.50	1.80	0.50	1.20	0.15	0.10
LB-nSMD450L	JR	3.00	3.50	1.50	1.80	0.50	1.40	0.15	0.10
LB-nSMD450L-12	JR	3.00	3.50	1.50	1.80	0.50	1.40	0.15	0.10
LB-nSMD500L	JP	3.00	3.50	1.50	1.80	0.50	1.40	0.15	0.10
LB-nSMD500L-12	JP	3.00	3.50	1.50	1.80	0.50	1.40	0.15	0.10
LB-nSMD550L	JP	3.00	3.50	1.50	1.80	0.60	1.60	0.15	0.10
LB-nSMD550L-12	JP	3.00	3.50	1.50	1.80	0.60	1.60	0.15	0.10
LB-nSMD600L	JS	3.00	3.50	1.50	1.80	0.60	1.60	0.15	0.10
LB-nSMD600L-12	JS	3.00	3.50	1.50	1.80	0.60	1.60	0.15	0.10
LB-nSMD650L	JS	3.00	3.50	1.50	1.80	0.60	1.60	0.15	0.10
LB-nSMD650L-12	JS	3.00	3.50	1.50	1.80	0.60	1.60	0.15	0.10
LB-nSMD700L	JT	3.00	3.50	1.50	1.80	0.60	1.60	0.15	0.10
LB-nSMD700L-12	JT	3.00	3.50	1.50	1.80	0.60	1.60	0.15	0.10
LB-nSMD750L	JT	3.00	3.50	1.50	1.80	0.60	1.60	0.15	0.10
LB-nSMD750L-12	JT	3.00	3.50	1.50	1.80	0.60	1.60	0.15	0.10

### Recommended Solder Pad Layout Dimensions (mm)

Device	F	G	H
	Normal Value	Normal Value	Normal Value
1206 Series	1.0	1.8	1.8

### Electrical Characteristics

Model	V <sub>MAX</sub> (V)	I <sub>MAX</sub> (A)	I <sub>H</sub> (A)	I <sub>T</sub> (A)	P <sub>D</sub> (W)	Maximum Time-to-Trip		Resistance	
						Current	Time	R <sub>MIN</sub>	R <sub>1MAX</sub>
						(A)	(Sec)	(Ω)	(Ω)
LB-nSMD150L	6.0	50.0	1.5	3.0	0.8	8.0	5.0	0.01	0.065
LB-nSMD150L-12	12.0	50.0	1.5	3.0	0.8	8.0	5.0	0.01	0.065
LB-nSMD175L	6.0	50.0	1.75	3.5	0.8	8.0	5.0	0.01	0.06
LB-nSMD175L-12	12.0	50.0	1.75	3.5	0.8	8.0	5.0	0.01	0.06
LB-nSMD200L	6.0	50.0	2.0	4.0	0.8	8.0	5.0	0.008	0.04
LB-nSMD200L-12	12.0	50.0	2.0	4.0	0.8	8.0	5.0	0.008	0.04

ShenZhen lanbao Anke Electronics Co.,Ltd

Add: Building A1,jianyuan Park,Xixiang Hangcheng Industrial Zone, Bao'anDistrict,Shenzhen ,

TEL: 0755-27505760

FAX: 0755-27505750

Web Site: www.lanbaofuse.cn

E-mail:fae@lanbaofuse.cn

Specifications are subject to change without notice !

LB-nSMD260L	6.0	50.0	2.6	5.2	0.8	8.0	5.0	0.004	0.026
LB-nSMD260L-12	12.0	50.0	2.6	5.2	0.8	8.0	5.0	0.004	0.026
LB-nSMD300L	6.0	50.0	3.0	6.0	0.8	15.0	2.0	0.004	0.02
LB-nSMD300L-12	12.0	50.0	3.0	6.0	0.8	15.0	2.0	0.004	0.02
LB-nSMD350L	6.0	50.0	3.5	7.0	1.0	17.5	2.0	0.004	0.018
LB-nSMD350L-12	12.0	50.0	3.5	7.0	1.0	17.5	2.0	0.004	0.018
LB-nSMD380L	6.0	50.0	3.8	7.6	1.0	19.0	2.0	0.004	0.016
LB-nSMD380L-12	12.0	50.0	3.8	7.6	1.0	19.0	2.0	0.004	0.016
LB-nSMD400L	6.0	50.0	4.0	8.0	1.0	20.0	2.0	0.004	0.014
LB-nSMD400L-12	12.0	50.0	4.0	8.0	1.0	20.0	2.0	0.004	0.014
LB-nSMD450L	6.0	50.0	4.5	9.0	1.0	22.5	2.0	0.002	0.012
LB-nSMD450L-12	12.0	50.0	4.5	9.0	1.0	22.5	2.0	0.002	0.012
LB-nSMD500L	6.0	50.0	5.0	10.0	1.0	25.0	2.0	0.002	0.011
LB-nSMD500L-12	12.0	50.0	5.0	10.0	1.0	25.0	2.0	0.002	0.011
LB-nSMD550L	6.0	50.0	5.5	11.0	1.2	27.5	2.0	0.002	0.010
LB-nSMD550L-12	12.0	50.0	5.5	11.0	1.2	27.5	2.0	0.002	0.010
LB-nSMD600L	6.0	50.0	6.0	12.0	1.2	30.0	2.0	0.002	0.009
LB-nSMD600L-12	12.0	50.0	6.0	12.0	1.2	30.0	2.0	0.002	0.009
LB-nSMD650L	6.0	50.0	6.5	13.0	1.2	32.5	2.0	0.001	0.009
LB-nSMD650L-12	12.0	50.0	6.5	13.0	1.2	32.5	2.0	0.001	0.009
LB-nSMD700L	6.0	50.0	7.0	14.0	1.2	35.0	2.0	0.001	0.008
LB-nSMD700L-12	12.0	50.0	7.0	14.0	1.2	35.0	2.0	0.001	0.008
LB-nSMD750L	6.0	50.0	7.5	15.0	1.2	37.5	2.0	0.001	0.007
LB-nSMD750L-12	12.0	50.0	7.5	15.0	1.2	37.5	2.0	0.001	0.007

**Thermal Derating Chart-I<sub>H</sub> (A)**

Model	Maximum ambient operating temperature (°C)								
	-40	-20	0	25	40	50	60	70	85
LB-nSMD150L	2.01	1.77	1.62	1.50	1.22	1.12	1.04	0.87	0.61
LB-nSMD150L-12	2.01	1.77	1.62	1.50	1.22	1.12	1.04	0.87	0.61
LB-nSMD175L	2.34	2.05	1.89	1.75	1.44	1.31	1.20	1.00	0.72
LB-nSMD175L-12	2.34	2.05	1.89	1.75	1.44	1.31	1.20	1.00	0.72
LB-nSMD200L	2.68	2.33	2.15	2.00	1.66	1.49	1.37	1.15	0.80
LB-nSMD200L-12	2.68	2.33	2.15	2.00	1.66	1.49	1.37	1.15	0.80
LB-nSMD260L	3.49	3.05	2.82	2.60	2.15	1.93	1.78	1.49	1.04
LB-nSMD260L-12	3.49	3.05	2.82	2.60	2.15	1.93	1.78	1.49	1.04
LB-nSMD300L	4.03	3.51	3.26	3.00	2.49	2.23	2.06	1.71	1.20
LB-nSMD300L-12	4.03	3.51	3.26	3.00	2.49	2.23	2.06	1.71	1.20

ShenZhen lanbao Anke Electronics Co.,Ltd

Add: Building A1,jianyuan Park,Xixiang Hangcheng Industrial Zone, Bao'anDistrict,Shenzhen ,

TEL: 0755-27505760

FAX: 0755-27505750

Web Site: www.lanbaofuse.cn

E-mail:fae@lanbaofuse.cn

Specifications are subject to change without notice !

LB-nSMD350L	4.70	4.10	3.80	3.50	2.90	2.60	2.40	2.00	1.40
LB-nSMD350L-12	4.70	4.10	3.80	3.50	2.90	2.60	2.40	2.00	1.40
LB-nSMD380L	6.40	4.85	4.25	3.80	3.20	2.80	2.49	2.05	1.43
LB-nSMD380L-12	6.40	4.85	4.25	3.80	3.20	2.80	2.49	2.05	1.43
LB-nSMD400L	6.74	5.11	4.47	4.00	3.37	2.95	2.62	2.16	1.51
LB-nSMD400L-12	6.74	5.11	4.47	4.00	3.37	2.95	2.62	2.16	1.51
LB-nSMD450L	6.85	5.92	5.47	4.50	3.73	3.34	3.00	2.35	1.55
LB-nSMD450L-12	6.85	5.92	5.47	4.50	3.73	3.34	3.00	2.35	1.55
LB-nSMD500L	7.30	6.34	5.66	5.00	4.42	3.85	3.47	3.12	2.38
LB-nSMD500L-12	7.30	6.34	5.66	5.00	4.42	3.85	3.47	3.12	2.38
LB-nSMD550L	8.03	6.97	6.32	5.50	4.86	4.24	3.82	3.43	2.62
LB-nSMD550L-12	8.03	6.97	6.32	5.50	4.86	4.24	3.82	3.43	2.62
LB-nSMD600L	8.46	7.60	6.75	6.00	5.15	4.35	4.00	3.55	2.86
LB-nSMD600L-12	8.46	7.60	6.75	6.00	5.15	4.35	4.00	3.55	2.86
LB-nSMD650L	9.17	8.23	7.31	6.50	5.58	4.60	4.33	3.73	3.10
LB-nSMD650L-12	9.17	8.23	7.31	6.50	5.58	4.60	4.33	3.73	3.10
LB-nSMD700L	9.87	8.87	7.88	7.00	6.01	4.96	4.67	4.01	3.34
LB-nSMD700L-12	9.87	8.87	7.88	7.00	6.01	4.96	4.67	4.01	3.34
LB-nSMD750L	10.58	9.50	8.44	7.50	6.44	5.31	5.00	4.30	3.58
LB-nSMD750L-12	10.58	9.50	8.44	7.50	6.44	5.31	5.00	4.30	3.58

### Test Procedures and Requirements

Test Item	Test Conditions	Accept/Reject Criteria
Initial Resistance	In still air at 25°C	$R_{MIN} \leq R \leq R_{MAX}$
Time to Trip	Specified current, $V_{MAX}$ , 25°C	$T \leq$ Maximum Time to Trip
Holding Current	60min, at $I_H$ , 25°C	No trip
Trip Endurance	$V_{MAX}$ , $I_{MAX}$ , 1 hour	No arcing or burning

### Physical Characteristics

Terminal Materials	Tin-Plated Nickle-copper
Soldering Zone	Meets EIA specification RS 186-9E and ANSI/J-STD-002 Category 3.
Moisture Sensitivity	Level 2a, per IPC/JEDEC J-STD 020C

ShenZhen lanbao Anke Electronics Co.,Ltd

Add: Building A1,jianyuan Park,Xixiang Hangcheng Industrial Zone, Bao'anDistrict,Shenzhen ,

TEL: 0755-27505760

FAX: 0755-27505750

Web Site: www.lanbaofuse.cn

E-mail:fae@lanbaofuse.cn

*Specifications are subject to change without notice !*

## Environmental Specifications

Test Item	Test Conditions	Resistance Change
Passive Aging	85°C,1000 hours	±10% typical
Humidity Aging	85°C/85%RH,100 hours	±5% typical
Thermal Shock	MIL-STD-202,Method 107G +85°C/-40°C,20 times	-30% typical
Solvent Resistance	MIL-STD-202,Method 215	No change
Vibration	ML-STD-883C,Test Condition A	No change

## Electrical Specifications

$I_H$ =Hold current: Maximum current at which the device will not interrupt in 25°C still air.

$I_T$ =Trip current: Minimum current at which the device from low resistance to high resistance in 25°C still air.

$V_{MAX}$ =Maximum continuous voltage device can withstand without damage at rated current.

$I_{MAX}$ =Maximum fault current device can withstand without damage at rated voltage.

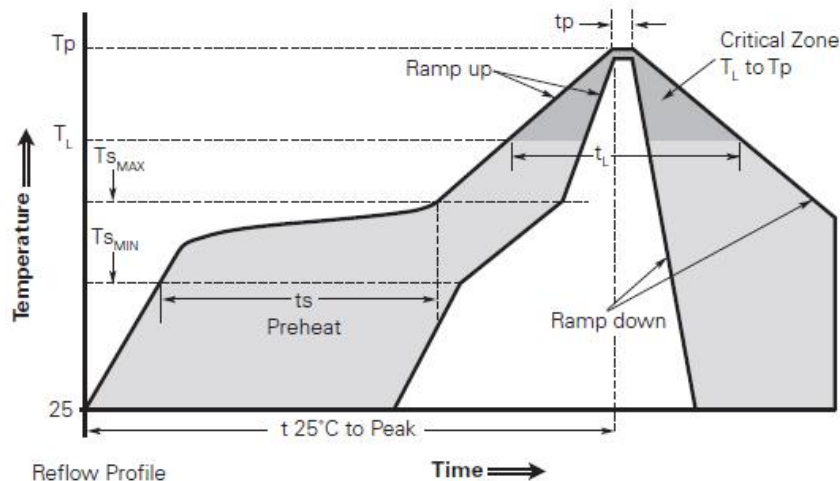
Maximum Time-to-trip: Maximum time to trip at assigned current.

$P_D$ =Typical power dissipation: Typical amount of power dissipated from the device when in 25°C still air environment.

$R_{MIN}$ =Minimum resistance of device at 25°C prior to tripping.

$R_{LMAX}$  = Maximum device resistance is measured one hour post reflow.

## Solder Reflow Profiles



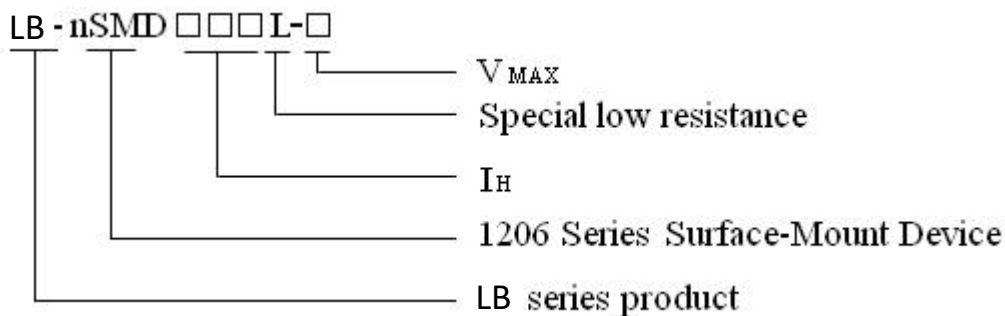
Profile Feature	Pb-Free Assembly
Average ramp up rate( $T_{S_{MAX}}$ to $T_p$ )	3°C/second max.
<b>Preheat</b>	
●Temperature min.( $T_{S_{MIN}}$ )	150°C
●Temperature max.( $T_{S_{MAX}}$ )	200°C
●Time ( $T_{S_{MIN}}$ to $T_{S_{MAX}}$ )	60-120 seconds
<b>Time maintained above:</b>	
●Temperature ( $T_L$ )	217°C
●Time ( $T_L$ )	60-150 seconds
<b>Peak/Classification temperature (<math>T_P</math>)</b>	260°C
<b>Time within 5°C of actual peak temperature</b>	
Time ( $T_P$ )	30 seconds max.
<b>Ramp down rate</b>	3°C/second max.
<b>Time 25°C to peak temperature</b>	8 minutes max.

- Recommended reflow methods: IR, vapor phase oven, hot air oven, N2 environment for lead-free.
- Devices are not designed to be wave soldered to the bottom side of the board.
- Recommended maximum paste thickness is 0.25mm (0.010inch).
- Devices can be cleaned using standard industry methods and solvents.

Note 1: All temperature refer to topside of the package,measured on the package body surface.

Note 2: If reflow temperature exceed the recommended profile,devices may not meet the performance requirements.

## Part Numbering System



ShenZhen lanbao Anke Electronics Co.,Ltd

Add: Building A1,jianyuan Park,Xixiang Hangcheng Industrial Zone, Bao'anDistrict,Shenzhen ,.

TEL: 0755-27505760

FAX: 0755-27505750

Web Site: www.lanbaofuse.cn

E-mail:fae@lanbaofuse.cn

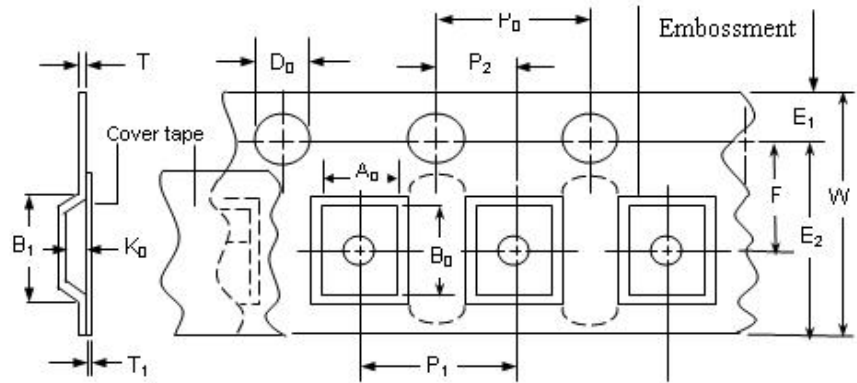
*Specifications are subject to change without notice !*



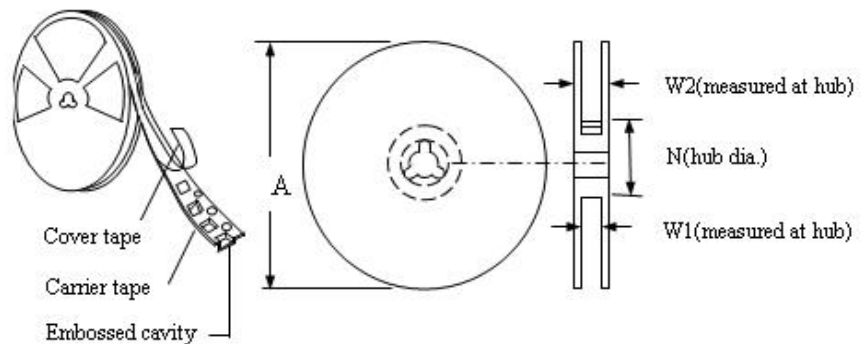
**Tape Specifications and Reel Dimensions**

Covering Specifications	
EIA 481-1	
W	8.15+0.15/-0.3
P <sub>0</sub>	4.0 ± 0.10
P <sub>1</sub>	4.0± 0.10
P <sub>2</sub>	2.0 ± 0.05
A <sub>0</sub>	1.95 ± 0.10
B <sub>0</sub>	3.65 ± 0.10
D <sub>0</sub>	1.55± 0.05
F	3.50± 0.05
E <sub>1</sub>	1.75 ± 0.10
T	0.20± 0.10
Leader min.	390
Trailer min.	160
Reel Dimensions	
A	178±1.0
N	59±1
W <sub>1</sub>	8.5+1.0/-0.2
W <sub>2</sub>	12.0±1

**EIA Tape Component Dimensions**



**EIA Reel Dimensions**



**Packaging Quantity**

Model	Quantity	Model	Quantity
LB-nSMD150L	5000	LB-nSMD400L-12	3500
LB-nSMD150L-12	5000	LB-nSMD450L	3500
LB-nSMD175L	5000	LB-nSMD450L-12	3500
LB-nSMD175L-12	5000	LB-nSMD500L	3500
LB-nSMD200L	5000	LB-nSMD500L-12	3500
LB-nSMD200L-12	5000	LB-nSMD550L	3500
LB-nSMD260L	5000	LB-nSMD550L-12	3500
LB-nSMD260L-12	5000	LB-nSMD600L	3500
LB-nSMD300L	5000	LB-nSMD600L-12	3500
LB-nSMD300L-12	5000	LB-nSMD650L	3500
LB-nSMD350L	5000	LB-nSMD650L-12	3500
LB-nSMD350L-12	5000	LB-nSMD700L	3500
LB-nSMD380L	3500	LB-nSMD700L-12	3500

LB-nSMD380L-12	3500	LB-nSMD750L	3500
LB-nSMD400L	3500	LB-nSMD750L-12	3500

## Storage

The maximum ambient temperature shall not exceed 40 °C .Storage temperatures higher than 40 °C could result in the deformation of packaging materials. The maximum relative humidity recommended for storage is 70%. High humidity with high temperature can accelerate the oxidation the oxidation of the solder plating on the termination and reduce the solderability of the components. Sealed plastic bags with desiccant shall be used to reduce the oxidation of the termination and shall only be opened prior to use, the products shall not be stored in areas where harmful gases containing sulfur of chlorine are present.

## Warning

- Please read this specification before using the product.
- Use PPTC beyond the maximum ratings or improper use may result in device damage, electrical arcing and flame.
- PPTC are intended for protection against occasional over current or over temperature fault conditions and should not be used when repeated fault conditions or prolonged trip events are anticipated.
- Device performance can be impacted negatively if devices are handled in a manner inconsistent with recommended electronic, thermal, and mechanical procedures for electronic components.
- Use PPTC with a large inductance in circuit will generate a circuit voltage above the rated voltage of the PPTC.
- Avoid impact PPTC device its thermal expansion like placed under pressure or installed in limited space.
- Contamination of the PPTC material with certain silicon based oils or some aggressive solvents can adversely impact the performance of the devices. PPTC can be cleaned by standard methods.
- Requests that customers comply with our recommended solder pad layouts and recommended reflow profile. Improper board layouts or reflow profile could negatively impact solderability performance of our devices.

## Notes

The specification is intended to present application product and technical data to assist the user in selecting PPTC circuit production devices, However, users should independently evaluate and test the suitability of each product. LB makes on warranties as to the accuracy or completeness of the information and disclaims any liability resulting from its use, LB's only obligations are those in the LB Standard Terms and Conditions of Sale and in no case will LB be liable for any incidental, indirect, or consequential damages arising from the sale, resale, or misuse of its products. LB reserves the right to change of update any information contained in this specification without notice.